



Greater North Texas Orchid Society

<http://www.gntos.org>

Volume 52—Issue 7

July 2006

2006 OFFICERS

Linda Horton
PRESIDENT

Robert Marsh
VICE PRESIDENT

Suzanne Williamson
SECRETARY

Kathy Halverson
TREASURER

2005-2006

Jim Williams

2006-2007

Emily Quinn
SWROGA
DIRECTORS

Manuel Aybar
NEWSLETTER EDITOR
GNTOS WEBMASTER

Linda Horton
PAST PRESIDENT

JULY— DALLAS NATIVE ORCHIDS & FIELD TRIP

Our July speaker will be Dr. Marcy Brown Marsden, Head of the Biology Department at the University of Dallas, speaking on Native Dallas County Orchids. This will be followed in mid-July by a field trip to see the saprophytic orchid *Hexalectris* in bloom in the wild at the Cedar Ridge Preserve. This preserve is a slice of the hill country just 20 minutes southeast of Dallas at 7171 Mountain Creek Parkway, Dallas, Texas. Cedar Ridge Preserve is a not-for-profit natural habitat of 633 acres featuring 10 miles of hiking trails, a native plant nursery, butterfly gardens, and picnic areas. A biography for Dr. Marsden is attached. Her web site is at <http://acad.udallas.edu/biology/Brown/brown.html>. The preserve website is <http://www.audubondallas.org/cedarridge.html>. More information about the FIELD TRIP on page 5 of this Newsletter.

Dr Brown says: "I do have a paper that was published in *Sida* on the subject (*Hexalectris*), and would be happy to send a few reprints to make available in advance of the meeting. We have an additional paper that should be coming out on my research group's discovery of *H. grandiflora* here in Dallas county last year. We're mainly looking at ecological correlates of its presence and seasonal cycle, but I have students this summer working on natural pollinators (who it is, when they pollinate) and some looking at the presence/absence of some of the photosynthetic pigments (to confirm whether some small amount of chlorophyll is present). This year could be a rough one for them given the lack of rainfall, as we failed to find *Corallorrhiza* this season so far. We'll see how they do, though. As these plants have not yet been successfully cultivated, contact with an orchid group may be an important first step in getting some lab/greenhouse work on them going."

Greater North Texas Orchid Society

The GNTOS was formed in 1954 as a result of the amalgamation of the Dallas Orchid Society and the North Texas Orchid Society. The new organization was formed as a nucleus for a larger and potentially greater Society with an enthusiastic membership. On March 19, 1954, they were issued a charter by the AOS as the Greater North Texas Orchid Society

Meeting Information

Meetings are held on the first Friday of each month at the Texas A&M Extension Campus Education Building, 17360 Coit Road, Dallas, TX. The doors open at 6:30 pm for set up followed by mingling and meeting / program.

Newsletter

Members are encouraged to submit articles, information, or suggestions for publication in our Newsletter. Send submissions to the editor via email at: manuel.aybar@verizon.net or by mail to Manuel Aybar, 2330 Saharah dr, Garland, TX 75044

Inside this issue:

President's Message	2
What's in a name?	3
March Minutes	4
July Field Trip	5
Treasurer's report	6
Ask the Plant	7

President's Message

What a great time last meeting at our semi-annual auction/pot luck. I want to thank everyone who was so generous with their plants and checkbooks as well as the good food. A special thank you goes to Hilda for setting it all up (and taking it all down) and Jerry for being our auctioneer again. I'm going to let our hard working treasurer let you know how much we cleared!

I intended to mention something at the last meeting regarding our snoopers table. For anyone who wants to sell, they need an assigned number to be placed along with the price on the item being sold. That number is obtained from Kathy Halverson, our treasurer. That number is the only way we have of knowing whose plant was sold and who gets the money. The clerk at the plant table receives the monies which go to the treasurer at the end of the meeting. Kathy then mails

checks to members who sold plants less 10% for the society. Also, please don't purchase plants before the clerk is ready. It becomes very confusing. If you see a plant you want but the clerk is not there, put your name on it where it can be easily seen and set the plant aside until the person is ready to take your money. Remember, the tag with the price and seller's number must be pulled to go with the money.

Hank and I will not be at the July meeting as we will be out of town at a family reunion/wedding. Robert Marsh will sub for me. Have a good meeting and we'll see you in August. Linda

Linda Horton
President GNTOS

DALLAS JUDGING CENTER By Nancy Cropp

14 plants entered, 4 awards given:

- Neofinetia falcata var. Shutenno 'Deloma Gay' (species) AM 84 points, owner: Tom Mulhollan, MD, Ardmore, OK
- Neofinetia falcata var. Shutenno 'Larry Gay' (species) AM 80 points, owner: Tom Mulhollan, MD, Ardmore, OK
- Stanhopea wardii 'Judy's Joy' (species) AM 80 points, owner: Judy Cook, MD, Gunter, TX
- Bulb. masdevallacea 'Judy's Joy' (species) CHM 86 points, owner: Judy Cook, MD, Gunter, TX

WHAT'S IN A NAME? By Glenda McIntosh

Tribe: Cymbidieae

Subtribe: Oncidiinae

Genus: *Oncidium**Oncidium excavatum* Lindl.**Pronunciation:** on-SID-ee-um ex-ka-VAT-um.

Meaning of name: The genus name is taken from the Greek *onkos* meaning swelling or tumor and is in reference to the warty callus on the lip. The species name is from the Latin *excavatus* and refers to the concavity on the back of the lip.

Synonyms: *Oncidium aurosum* Rchb.f., *Onc. excavatum* var. *Dawsonii* Williams.

Habitat: Terrestrial on rocky, grass, and brush covered, lateritic, red clay soils on steep slopes.

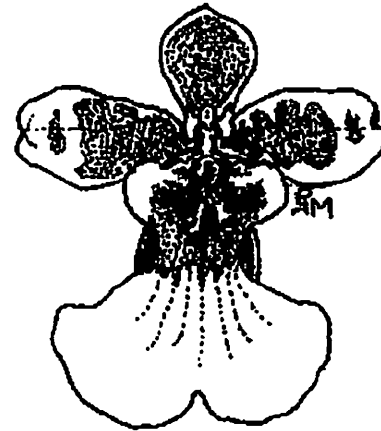
Distribution: Peru, Bolivia, and Ecuador. This is a common species of Peru where it forms large colonies on grassy hillsides at 2400-3100 m.

Flowering season: June to September, with the peak season being June and July.

Description: (Taken from *Icones Plantarum Tropicarum*, Series II – Orchids of Peru). Terrestrial. **Rhizome** short. **Pseudobulbs** caespitose, compressed, unifoliate, base clothed with 2-4 spreading, sheathing leaves. **Leaves** stiff, light yellowish green, narrowly lanceolate, acuminate. **Inflorescence** basal, erect, paniculate, pyramidal. **Flowers** bright yellow, heavily marked with reddish brown, the column wings spotted reddish brown. **Dorsal sepal** oblanceolate, apiculate, the **laterals** obliquely oblong-oblanceolate, narrower, apiculate; **petals** lightly oblique, vary from oblong to broadly oblanceolate, apex obtuse to rounded, [entire to retuse] (should read notched, this is an identification point!); **lip** 4-lobed, midlobe deeply retuse, the lateral protuberances more or less in 3-5 ranks near the base and 2 ranks on broad claw.

Identification points: Erect, pyramidal-paniculate inflorescence, the free sepals and petals, with petals notched at apex, the lip concave on backside.

AOS Awards: 'Sacramento' CBM 80 points, 8/59 RA 2/358 "One much branched spray 3' high, of yellow flowers barred with red. Natural size 1 5/8". 'Universidad de Cuenca' AM 82 points 9/14/95 27/140P "163 flowers, 87 buds, beautifully presented on 10 inflorescences, some branched, tallest 80 cm; flowers bright yellow with chestnut bars radiating half way out on the sepals, and one-fourth the way out on the petals and lip; column yellow; substance good; texture glistening. Nat. spr. 4.1 cm H, 3.8 cm V; ds 1.4 cm w, 1.6 cm l; pet 2.2 cm w, 2.0 cm l; ls 1.3 cm w, 1.5 cm l; lip 2.1 cm w, 1.7 cm l."

**Oncidium excavatum**

GNTOS Meeting Minutes

Minutes GNTOS 6/2/06

Meeting was called to order by the president at 7:15 PM and proceeded with the Pot Luck Supper. After an excellent feed, Linda reconvened for an abbreviated business meeting at 8 PM. Minutes of the May meeting were approved as printed.

Old business – The vote on Bylaw amendment as printed in the newsletter passed unanimously. There was a brief report on the Green Growers meeting at Ron Horton's. The attendance was poor this time and there will be no further meetings until the fall and the weather cools down.

Hilda gave an update on the Panama Canal Cruise.
There was no new business.

Business meeting was adjourned for the auction. Jerry Brandenburg did his usual excellent job of auctioneering and entertaining the group. Not only were we fed well but we had entertainment.

Minutes submitted by Linda Horton in the absence of Suzanne Williamson.


Orchid Tour By Hilda Kicinsky



Costa Rica & Panama
 Between Two Seas
 'A Quest for Orchids'
 March 8, 2007
 10-day Excursion
 Aboard the 100 - Guest *Pacific Explorer*
 Sponsored by the Greater North
 Texas Orchid Society

JULY FIELD TRIP

The follow-up field trip to be led by our July speaker is scheduled for 10-noon on Sat. July 15th. We'll meet at the visitor center, which is adjacent to the restroom building, a very short walk south of the parking lot. Cameras are welcome, and people attending should plan to walk about a half mile to see the *H. warnockii* and *H. spicata*. There are other colonies of *H. nitida*, another mile past the warnockii, for those who have the stamina. The trails are pretty clear but there's the usual possibility of contact with poison ivy, so if you're sensitive and don't want to watch everything you touch, you may want to wear long pants and sleeves. Taking along some water's not a bad idea. See you there!




ADVENTURING TO SHORE.

This fascinating region features tropical rainforests, beautiful sandy beaches, active volcanoes, rugged mountains, cosmopolitan cities, and remote villages - all in an area in which, on a clear day, you can stand on top of some of the higher mountains and see both the Caribbean Sea and the Pacific Ocean. Your small-ship voyage takes you into an area that is hidden from most who visit here. The ship's Naturalist will lead you through pristine rain forests in Costa Rica where you will view endangered wildlife, and hopefully, terrestrial and epiphytic orchids growing in their natural habitat. The ship's stop in Golfito Dulce includes a visit to the beautiful gardens of Casa Orquideas, or 'Orchid House.'



IMAGINE A VOYAGE OF CONNECTIONS - A PERSONAL AND HEARTFELT JOURNEY.



VISIT LUSH RAINFORESTS AND EXOTIC JUNGLES.

BETWEEN TWO SEAS - COSTA RICA TO PANAMA

PACIFIC EXPLORER	CABIN CATEGORY			
	A	AA	AAA	DELUXE
March 8, 2007	\$3264	\$3689	\$3987	\$5099

The cost of your cruise includes \$120 per person which covers taxes/port charges/fees and onboard services. Certain gratuities are neither required nor expected. Prices are per person, double-occupancy, U.S. dollars. Single/Child rates available upon request where applicable. Actual rates.

Optional 2-night post cruise extension package in San Jose, Costa Rica to include visits to local Orchid Growers and INBioparque. Contact Viking Cruise & Travel for details.

For more information and exclusive savings on the March 8, 2007 Costa Rica cruise contact Viking Cruise & Travel today!

972-506-7685/888-535-0550
 email: viking@cheerful.com www.vikingcat.com



For More Information and detailed tour schedule and reservation form, you can contact our GNTOS member Hilda Kicinsky or go to the GNTOS Web site (<http://www.gntos.org>)

A BIG THANKS

To all my orchid friends in the GNTOS:

Thank you for all the flowers, food, visits, cards, letters, and phone calls occasioned my recent bypass surgery. It is wonderful to hear from friends during such a time. I am now in cardio rehab doing my best to get healthy. Look for us at the next society meeting.

Many thanks,
 Glenda and Tom McIntosh

Dear Linda and all the members of the GNTOS:

The Dallas Judging Center is very grateful for your generous contribution of \$200.00 to our operating budget. It is particularly useful since we have just had to buy a new laptop! We really do appreciate your generosity.

Thank you,

Treasurer's Report by Kathy Halverson

Treasurer's Report: June 2006		
Dated: 6-10-06		
Beginning Balance: \$3756.14		
	Income	Expenses
Dues	\$20.00	
Hospitality	\$	\$
Raffle	\$	
Rent:		\$120.00
Snoopers	\$	\$
Speakers Fee/Honorarium:		\$
Speakers Air Fare/Travel		\$
Miscellaneous	Reversed bank charge \$14.00	\$
Donations	\$	
Special Sales: GNTOS Monogram shirts, caps	\$	\$
Special Sales: Dallas Home & Garden Show, Spring 2006	\$	\$
SWROGA Dues		\$
Auction	* \$1473.00	
AOS Trustees Show 2007		\$
GNTOS Show 2006		Photography: \$86.59
Year End Plant Table Awards		\$
Dallas Judging Center	Plants purchased from GNTOS \$72.00	Donation \$200.00
Subtotals:	\$1579.00	\$406.59
<p>* Note: Auction income needs to be debited by \$160.00 for plants purchased for auction. These plants were paid for in May so they do not show up as an expense in June. $\\$1473.00 - \\$160.00 = \\$1313.00$ actual auction income</p>		
Ending Balance: \$4928.55		

Ask The Plant Groom™ by Dale Groom, The Plant Groom™

For: QA1062

Is now the best time to prune our shrubs? We have several that are overgrown and need to reduce their size. Thank you. – N. N.

This is the ideal time to prune all evergreen shrubs we normally utilize in the landscape including hollies and nandinas. Wait until spring blooming is complete on azaleas, Indian hawthorne and similar selections before pruning.

Summer blooming shrubs that need selective pruning such as abelia may be pruned now. Be aware that junipers should never be pruned back into woody areas without leaves. Most junipers do not regrow when pruned in this manner.

The best pruning tool is a sharp bypass hand pruner. For larger limbs use a sharp bypass lopper and/or sharp pruning saw. Do not use anvil pruners or loppers or hedge shears. Note: It is not necessary to apply pruning paint.

To help regrowth an application of (N) nitrogen to the soil may be advised. Should you decide to apply (N) do so according to label directions.

If you wish to have a soil test conducted to determine your soil's nutrient contents including (N) you may contact any County office of Texas Cooperative Extension for free soil test sample containers and instruction sheets. If you prefer, our office will send you a free Soil Test Kit. Here's how to receive one. Send your request and include a long self addressed envelope with two 1st class stamps (SSAE) on it to; Dale Groom, Soil Test Kit, Texas Cooperative Extension, 10056 Marsh Lane, Suite B-101, Dallas, TX 75229. Upon receiving your request and SSAE we will send you the kit by mail.

Being new homeowners and our first time to plant landscape plants what should be done to our soil before planting? – H. N.

Congratulations on the new home.

Landscape bed preparation is vital to obtain maximum results in nearly all the landscape and garden plants we grow. In previously non-improved clay soils of any color to create an Earth Kind™ planting bed till in 3" of expanded shale and 3' of finished (ready to use) plant derived compost. Apply these ingredients 1" per pass with the tiller starting with expanded shale and crown the bed 6-9". In sandy soils do not use expanded shale but do increase the compost to 6".

This amended and crowned (higher in the center and sloped to the bed edges) planting bed creates the desirable physical conditions for healthy root growth. Healthy roots grow healthy plants.

It is vital that recommended soil conditions be created prior to planting if maximum growth, health, production and vigor are the goals.

Summer is coming and so are the grasshoppers. For the past two years I have used the No-Lo bait (The flakes you sprinkle in the garden when the grasshoppers are young) with no success. I hate seeing my flowers and bushes being eaten overnight. Sort of getting guinea hens, what else can I do? Thanks. – D. H.

D. H.,

This is such an important question for many homeowners/gardeners I asked and received counsel from a friend and colleague, Dr. Mike Merchant, Professor and Extension Urban Entomologist, Texas Cooperative Extension, Texas A & M University System. The following is his specific response and recommendations:

"Grasshopper populations have been declining the past few summers (though possibly not in your neighborhood), so this may not be as big an issue for you this year. No-Lo baits, as you've observed, are ineffective at preventing large nymphal grasshoppers and adults from damaging landscape plants. The best insecticide treatments are some of the newer residual sprays such as cyfluthrin, lambda-cyhalothrin, and bifenthrin. For more information, see my fact sheet at <http://citybugstamu.edu/FastSheets/Ent-1040.asp>"

I have visited the site, printed the Fact Sheet and recommend you also follow Mike's suggestions.

Note: To all reading this column, there is no charge/fee for Mike's Fact Sheet on grasshopper control. I recommend you visit the site, print a copy and save in a folder. If you have friends, neighbors, fellow 'gardeners', relatives or anyone else you think may benefit from this information print them a copy too or at a minimum provide the specific Internet address. This is accurate and reliable information we can all utilize at its very best.

Dale's Notes:

Get your soil analyzed ... NOW.

Mow all your lawn's winter weeds low.

Mulch all landscape beds 3-4" deep with your favorite plant material mulch product.

Check irrigation systems for proper operation including even water distribution.

Clean and sharpen hand tools especially those used for pruning.

Plant warm season color.

If needed, shade trees may be pruned.

Plant warm season lawn grasses.

Plan and plant to conserve and be ... Water Wise in your landscape and gardening activities this year.

Dale Groom, Extension Horticulturist-Dallas County, Texas Cooperative Extension, Native Texan, Columnist, Author, Radio/TV/Host is also known statewide as The Plant Groom. Dale will answer your lawn, garden and landscape questions here in his column. Send your questions to Dale at dalegroom@mycvc.net
Copyright 2006 by Groom Media and all rights are reserved.

**GREATER NORTH
TEXAS ORCHID
SOCIETY
VOLUME 52, ISSUE 4**

Linda Horton
President
2702 Stoneridge Dr.
Garland, TX 75044

We are on the Web!
www.gntos.org

GNTOS MEMBER
Your address and number
Your City, Your State

UPCOMING SHOWS

(See <http://www.gntos.org>)

July 7-9	Baton Rouge Orchid Society Show
August 4-5	Houston Orchid Society Summer Workshop
September 15-17	Galveston Orchid Society Show "Orchid Fantasy"
September 29 - October 1st	Fort Worth Orchid Society Show
September 29 - October 1st	South Texas Orchid Society Show
October 6-8	Central Louisiana Orchid Society Show
October 20-22	Heart O' Texas Orchid Society Show Hosting SWROGA
November 4 - 5	Kansas Orchid Society Show
November 17- 19	Oklahoma Orchid Society Show